



امداد خودرو فارما

تلفن شبانه روزی: ۰۲۱-۸۸۸۶۲۰۸۵

[FarmaSOS.com](http://FarmaSOS.com)

2011 LEXUS



امداد خودرو فارما

تلفن شبانه روزی: ۰۲۱-۸۸۸۶۲۰۸۵

FarmaSOS.com



the  
2011  
IS line

*Since its inception more than 20 years ago, our pursuit of perfection has resulted in craftsmanship, innovation and ownership experiences that continue to raise the bar for the industry. And now, with the 2011 IS Line, we offer three exhilarating ways to help you take the lead.*

IS shown with available equipment.



# power to the power of three.

There is only one thing more impressive than the performance of an IS: the number of models there are to choose from. The original racing-inspired IS 250 and IS 350 sport sedans—both available with all-wheel drive. The uninhibited IS 250 and 350 Convertibles with their swiftly vanishing hardtops. And, of course, the epitome of high-performance driving, the IS F. This is the IS Line. Follow no one.

## THE 2011 IS LINE

IS 350    IS 250

**3.5-liter (IS 350) or 2.5-liter (IS 250) 60° V6**  
Four cam, four valves per cylinder, with dual Variable Valve Timing with intelligence (VVT-i). Standard rear-wheel drive. Available all-wheel drive (AWD).

IS 350 C    IS 250 C

**3.5-liter (IS 350 C) or 2.5-liter (IS 250 C) 60° V6**  
Four cam, four valves per cylinder, with dual Variable Valve Timing with intelligence (VVT-i). Standard rear-wheel drive. 20-second retractable hardtop.

IS F

**5.0-liter 90° V8**  
Four cam, four valves per cylinder, with dual Variable Valve Timing with intelligence and Electronic intake valve timing (VVT-iE). Eight-speed Sport Direct-Shift automatic transmission with paddle shifters and Manual mode.

فارس خودرو فارما  
تلفن شیشه روزی: ۰۲۱-۸۸۸۶۲۰۸۵  
FarmaSOS.com





blurring the line  
between  
action and reaction.



When you're behind the wheel of a sport sedan, you have zero tolerance for delays. That's why the IS F features a sophisticated two-stage intake system that delivers the torque you need off the line, with plenty of power at higher speeds. And every IS features dual Variable Valve Timing with intelligence, which continuously optimizes both the intake and exhaust valve

timing for optimum thrust across the engine's entire RPM range. Of course, the true test of any sport sedan—or convertible coupe, for that matter—is its 0-to-60 time. The IS 350 can get you there in a mere 5.6 seconds.<sup>1,2</sup> And the IS F? A scenery-blurring 4.6 seconds<sup>1,2</sup>—about as close as you can get to instant gratification.



## AWD

### ALL-WHEEL DRIVE

For a more dynamic feel during normal driving conditions, 70% of the engine power is delivered to the rear wheels and 30% to the front. On slicker road surfaces, wheel power can be distributed up to 50/50 for enhanced traction and control.

get to know  
the road.  
intimately.

Anyone who has battled the dips and turns of a remote road can attest to the benefits of all-wheel drive. And now, both the IS 250 and the IS 350 are available with this sure-footed feature. Engine power is automatically routed to the wheels that have the most grip, resulting in greater adherence to the road—no matter the driving conditions. Of course, this isn't the only engineering feat that helps the IS stay on track. Vehicle Dynamics Integrated Management (VDIM)<sup>3</sup> uses a sophisticated network of sensors to help anticipate a skid—before it actually occurs. It then orchestrates steering, braking, Vehicle Stability Control (VSC)<sup>3</sup> and Traction Control (TRAC) to help maintain that feeling of being one with the road.



lower the top,  
raise a few  
eyebrows.

A mere 20 seconds. That's about how long it takes for the IS Convertible to retract and conceal its three-piece aluminum hardtop. Operated via 13 electric motors, 33 sensors and a dedicated Electronic Control Unit (ECU), it's one of the fastest in its class.<sup>4</sup> But coupe to convertible isn't its only trick. An intelligent audio system can actually make adjustments to compensate for additional road and wind noise. And everything from sound-absorbing materials to special windshield glass help keep this convertible's level of quietness on par with the IS sport sedan. So, go ahead. Live a little—a lot.



تلفن شبانه روزی: ۰۲۱-۸۸۸۶۲۰۸۵

FarmaSOS.com

ایران خودرو فارما





the world  
of racing.  
at your  
fingertips.



The IS design was inspired by race cars, and once you slip into the driver's seat, the evidence is clear, starting with the steering wheel. Not only is it small in diameter—for faster, more precise cornering—it's available with integrated paddle shifters, so you can quickly upshift and downshift with just a flick of your fingers. And to help you experience the full potential of the IS engine, an adjustable-RPM shift light ring automatically glows amber at the exact moment you should change gears. Consider yourself more of a traditionalist? The rear-wheel drive

IS 250 comes standard with a six-speed manual transmission. Its close gear ratios and short throws help you get the most out of its responsive V6 engine. Other racing-inspired elements include available aluminum sport pedals, dual chrome exhaust tips and Optitron electroluminescent gauges that come to life the moment you press the start button—each needle illuminating from the base to the tip, then sweeping around their respective dials, letting you know the engine is ready to race<sup>5</sup> whenever you are.





for the  
extreme  
driving  
enthusiast.



#### HIGH-PERFORMANCE BRAKES

A high-performance car requires unparalleled braking power—furnished by Brembo,<sup>®</sup> of course.



#### SIGNATURE STYLE

From its bulging hood to its flared fenders to its striking interior, the IS F offers aggressive styling to match its exhilarating drive.



#### HIGH-G TECHNOLOGY

The IS F features a scavenge oil pump and a new breather system that help deliver fluids to the engine and transmission during extreme cornering.



Developed on the unforgiving track of Fuji International Speedway in Japan, the IS F was the first in a new line of ultra-high-performance vehicles from Lexus. A massive 5.0-liter V8 powerplant lurks under its hood, producing a growling 416 horsepower.<sup>1</sup> It's teamed with one of the fastest-shifting eight-speed Sport Direct-Shift transmissions in the world, resulting in a mind-bending 0-to-60 time of 4.6 seconds<sup>1,2</sup> and a top track speed of 170 mph.<sup>1,2</sup> It even sounds more

aggressive. Above 3,600 RPM, the engine hungrily sucks in air through a large secondary intake, producing a deep, attention-grabbing rumble. Helping to keep things in control is a three-mode Vehicle Dynamics Integrated Management (VDIM)<sup>3</sup> system. Just choose the level of control you desire: Normal, for everyday driving; Snow, for better traction; or Sport, which offers more driver involvement. Prefer to take things into your own hands? The system also includes another feature—an Off switch.



two ways to  
sharpen your  
competitive  
edge.



#### IS SEDAN F SPORT™ PACKAGE

Not all IS sport sedans are created equal. The F Sport Package is designed to give your IS 350 or IS 250 a more aggressive look with a range of distinctive touches. Features include front-lip and rear-deck spoilers, an F Sport grille and special 18-inch Dark Graphite-finished wheels.<sup>7</sup> Still, the F Sport Package isn't all about looks. It also features a suspension system tuned by the same team that engineered the first Lexus supercar, the LFA. Learn more at [lexus.com/IS/fsportpackage](http://lexus.com/IS/fsportpackage).

#### IS SEDAN/IS C F SPORT EQUIPMENT<sup>8</sup>


Take the performance of your IS or IS C to the next level with F Sport Equipment.<sup>8</sup> Track-tested and specifically manufactured for each model, these direct replacement parts are designed to help enhance power, agility, as well as appearance. Learn more at [lexus.com/IS/fsportequipment](http://lexus.com/IS/fsportequipment).

## F Sport Equipment<sup>8</sup>

A range of race-inspired equipment is available for your IS or IS C to help enhance its performance as well as its appearance.



**LOWERING SPRING SET**  
Dramatically lowers ride height and drops the center of gravity to help enhance handling.



**FRONT- AND REAR-BRAKE UPGRADES<sup>9</sup>**  
Finished in F Sport blue with white logos, help improve fade resistance during repeated, demanding use.



**PERFORMANCE EXHAUST SYSTEM**  
Stainless steel with polished tips, designed to bring out the deep rumble of your IS engine.



**19-IN FORGED ALLOY WHEELS<sup>7</sup>**  
Featuring a Graphite Gray finish and forged from aluminum, making them lighter than cast wheels.

IS shown with F Sport Package.






امداد خودرو فارما

تلفن شبانه روزی: ۰۲۱-۸۸۸۶۲۰۸۵

FarmaSOS.com high performance, even higher standards.



**DOUBLE-STITCHED LEATHER TRIM**  
Our leather-stitching technique employs double needles and an extra wire to give it extra strength.



**MARK LEVINSON® PREMIUM AUDIO<sup>10</sup>**  
Every speaker in this available audio system is meticulously tuned to best match the acoustics of the IS interior.



**LEXUS ENFORM<sup>®11,12</sup> SERVICE**  
With this available 24-hour service, agents can assist you with finding a destination or acquiring emergency service. Learn more at [lexus.com/IS/enform](http://lexus.com/IS/enform).

Some things should never be rushed—even in a vehicle as fast as the IS. Consider the leather trim: hand-selected from only the finest full-grain stocks and double-stitched—slowly—to attain a smoother high-quality feel. Tight gap tolerances help keep the cabin serene, making it the perfect listening environment for the available Mark Levinson Premium Audio System<sup>10</sup> (designed specifically for each IS model). Other thoughtful touches include available espresso or dark gray bird's-eye maple wood trim—and the convenience of 24-hour live assistance, should you opt for the available Lexus Enform<sup>11,12</sup> service with Safety Connect.<sup>TM11,13</sup> With so many carefully planned details in the IS, it's no wonder people are in such a hurry to acquire one.




exterior colors



GLACIER FROST MICA




DEEP SEA MICA




TUNGSTEN PEARL




SMOKY GRANITE MICA



OBSIDIAN



MATADOR RED MICA




STARFIRE PEARL



ULTRASONIC BLUE MICA




MERCURY METALLIC



CERULEAN BLUE METALLIC

interior colors




ECRU LEATHER



LIGHT GRAY LEATHER



BLACK LEATHER



ALABASTER LEATHER



SADDLE LEATHER

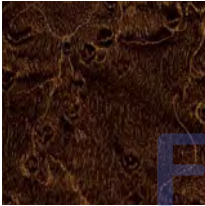


ALPINE/BLACK  
TWO-TONE LEATHER

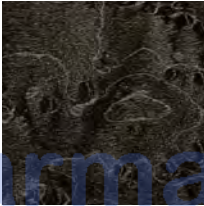


ORANGE/BLACK  
TWO-TONE LEATHER

interior trim




ESPRESSO  
BIRD'S-EYE MAPLE†



DARK GRAY  
BIRD'S-EYE MAPLE†



BLACK  
METALLIC FINISH



SILVER  
METALLIC FINISH\*



DARK ALUMINIZED  
COMPOSITE

\*F Sport Package.  
†Wood trim is optional.

color availability

	Ecru	Light Gray	Black	Alabaster	Saddle	Alpine / Black TWO-TONE	Orange / Black TWO-TONE
Glacier Frost Mica	■	■	■				
Deep Sea Mica	■	■ ■	■ ■	●	●		
Tungsten Pearl		■ ■	■ ■	●	●		
Smoky Granite Mica		■ ■	■ ■ ▲	●	●	▲	▲
Obsidian	■	■ ■	■ ■ ▲	●	●	▲	▲
Matador Red Mica	■	■ ■	■ ■ ▲	●		▲	
Starfire Pearl	■	■ ■	■ ■ ▲	●	●	▲	▲
Ultrasonic Blue Mica			■ ▲			▲	
Mercury Metallic			▲			▲	▲
Cerulean Blue Metallic	■	■ ■	■ ■	●	●		
Espresso Bird's-Eye Maple†	■			●	●		
Dark Gray Bird's-Eye Maple†		■ ■	■ ■				
Black Metallic Finish	■	■	■ ■	●			
Silver Metallic Finish*			■				
Dark Aluminized Composite			▲			▲	▲

■ IS ● ISC ▲ ISF

wheels IS



17-in 10-spoke alloy wheels<sup>7</sup>  
STANDARD



18-in five-spoke alloy wheels<sup>7</sup>  
with Liquid Graphite finish  
AVAILABLE (RWD)



18-in 10-spoke alloy wheels<sup>7</sup>  
with Dark Graphite finish  
AVAILABLE (RWD A/T)



19-in (RWD) or 18-in (AWD)  
F Sport 10-spoke  
forged alloy wheels<sup>7,8</sup>  
AVAILABLE



19-in F Sport full-face  
forged alloy wheels<sup>7,8</sup>  
AVAILABLE



18-in G-Spider alloy wheels<sup>7</sup>  
AVAILABLE (RWD)



18-in ISP Mode alloy wheels<sup>7</sup>  
AVAILABLE (RWD)



Available LED daytime running lights help improve the visibility of your IS while adding a dramatic air. These LEDs also burn brighter and use less energy than conventional bulbs.



wheels IS C



17-in 10-spoke alloy wheels<sup>7</sup>  
STANDARD



18-in five-spoke alloy wheels<sup>7</sup>  
AVAILABLE



19-in F Sport 10-spoke  
forged alloy wheels<sup>7,8</sup>  
AVAILABLE



19-in F Sport full-face  
forged alloy wheels<sup>7,8</sup>  
AVAILABLE



18-in G-Spider alloy wheels<sup>7</sup>  
AVAILABLE (RWD)



18-in ISP Mode alloy wheels<sup>7</sup>  
AVAILABLE (RWD)

body and dimensions IS and IS C

**HIP ROOM**  
front/rear  
54.1/53.7 in (1,374/1,364 mm) (IS)  
54.3/43.3 in (1,378/1,101 mm) (IS C)

**HEADROOM**  
front/rear  
37.2/36.7 in (946/932 mm) (IS)  
38.3/36.1 in (974/918 mm) (IS C)

**HEIGHT**  
55.7 in (1,415 mm) (IS C)  
56.1 in (1,425 mm) (IS RWD, IS 350 AWD)  
56.7 in (1,440 mm) (IS 250 AWD)

**SHOULDER ROOM**  
front/rear  
54.4/52.7 in (1,381/1,338 mm) (IS)  
54.2/44.7 in (1,378/1,136 mm) (IS C)

**WIDTH**  
70.9 in (1,800 mm)


**TRUNK CAPACITY**  
13.3 cu ft (378 L)

**FUEL-TANK CAPACITY**  
17.2 gal (65 L)

**LEG ROOM**  
front/rear  
43.9/30.6 in (1,115/777 mm)

**WHEELBASE**  
107.4 in (2,730 mm)

**OVERALL LENGTH**  
180.3 in (4,580 mm)




**TRUNK CAPACITY**  
10.8 cu ft (306 L, top up)

**FUEL-TANK CAPACITY**  
17.2 gal (65 L)

**LEG ROOM**  
front/rear  
44.1/25.9 in (1,121/658 mm)

**WHEELBASE**  
107.5 in (2,730 mm)

**OVERALL LENGTH**  
182.5 in (4,635 mm)



engine IS and IS C

**IS 350 / IS 350 C**

**TYPE** 60° V6, aluminum block and heads, direct and port fuel injection

**DISPLACEMENT** 3.5 liters (210 cubic inches)

**VALVETRAIN** Four cam, four valves per cylinder, with dual Variable Valve Timing with intelligence (VVT-i)

**COMPRESSION RATIO** 11.8:1

**HORSEPOWER AT RPM** 306 hp @ 6,400<sup>1</sup>

**TORQUE AT RPM** 277 lb-ft @ 4,800<sup>1</sup>

**EMISSION RATING** Certified Ultra-Low Emission Vehicle (ULEV II)

**IS 250 / IS 250 C**

**TYPE** 60° V6, aluminum block and heads, direct fuel injection

**DISPLACEMENT** 2.5 liters (152 cubic inches)

**VALVETRAIN** Four cam, four valves per cylinder, with dual Variable Valve Timing with intelligence (VVT-i)

**COMPRESSION RATIO** 12.0:1

**HORSEPOWER AT RPM** 204 hp @ 6,400<sup>1</sup>

**TORQUE AT RPM** 185 lb-ft @ 4,800<sup>1</sup>

**EMISSION RATING** Certified Ultra-Low Emission Vehicle (ULEV II)

**IS 350 / IS 350 C**

**DRIVE WHEELS** Rear-wheel drive (RWD)  
Available all-wheel drive (AWD)

**TRANSMISSION** Six-speed paddle-shift-sequential automatic Electronically Controlled Transmission with intelligence (ECT-i)

**IS 250 / IS 250 C**

**DRIVE WHEELS** Rear-wheel drive (RWD)  
Available all-wheel drive

**TRANSMISSION** Six-speed manual transmission (standard with RWD)  
Six-speed paddle-shift-sequential automatic Electronically Controlled Transmission with intelligence (ECT-i) (Available with RWD, standard with AWD)

**general IS and IS C**

		IS	IS C	TYPE	IS	IS C
CURB WEIGHT	IS 350 A/T	3,527 lb (1,600 kg)		Five-passenger luxury sport sedan		
	IS 350 AWD A/T	3,703 lb (1,680 kg)		Four-passenger retractable hardtop luxury sport coupe		
	IS 250 RWD A/T	3,435 lb (1,558 kg)				
	IS 250 RWD M/T	3,455 lb (1,567 kg)				
	IS 250 AWD A/T	3,651 lb (1,656 kg)				
	IS 350 C A/T	3,880 lb (1,760 kg)				
	IS 250 C A/T	3,814 lb (1,730 kg)				
	IS 250 C M/T	3,840 lb (1,742 kg)				

performance IS and IS C

**IS 350 / IS 350 C**

**0-60 MPH ACCELERATION** IS 350 5.6 seconds<sup>1,2</sup>  
IS 350 AWD 5.7 seconds<sup>1,2</sup>  
IS 350 C 5.8 seconds<sup>1,2</sup>

**1/4-MILE ACCELERATION** IS 350 13.9 seconds<sup>1,2</sup>  
IS 350 AWD + IS 350 C 14.1 seconds<sup>1,2</sup>

**TOP TRACK SPEED** IS 350 144 mph<sup>1,2</sup>  
(electronically limited) IS 350 AWD 131 mph<sup>1,2</sup>  
IS 350 C 141 mph<sup>1,2</sup>

**EPA FUEL ECONOMY ESTIMATES**  
(city/highway/combined) IS 350 + IS 350 C 20/27/22 mpg<sup>14</sup>  
IS 350 AWD 18/25/20 mpg<sup>14</sup>

**AERODYNAMIC DRAG COEFFICIENT** IS 350 0.28  
IS 350 C 0.29

**TURNING CIRCLE** IS 350 + IS 350 C 33.5 ft

**IS 250 / IS 250 C**

**0-60 MPH ACCELERATION** IS 250 A/T + M/T 7.9 seconds<sup>1,2</sup>  
IS 250 AWD 8.3 seconds<sup>1,2</sup>  
IS 250 C A/T + M/T 8.4 seconds<sup>1,2</sup>

**1/4-MILE ACCELERATION** IS 250 A/T + IS 250 M/T 16.0 seconds<sup>1,2</sup>  
IS 250 AWD 16.3 seconds<sup>1,2</sup>  
IS 250 C A/T 16.4 seconds<sup>1,2</sup>  
IS 250 C M/T 16.5 seconds<sup>1,2</sup>

**TOP TRACK SPEED** IS 250 A/T 140 mph<sup>1,2</sup>  
(electronically limited) IS 250 M/T 144 mph<sup>1,2</sup>  
IS 250 AWD + IS 250 C A/T 131 mph<sup>1,2</sup>  
IS 250 C M/T 134 mph<sup>1,2</sup>

**EPA FUEL ECONOMY ESTIMATES**  
(city/highway/combined) IS 250 A/T + IS 250 C A/T 21/30/24<sup>14</sup>  
IS 250 M/T + IS 250 C M/T 19/27/22<sup>14</sup>  
IS 250 AWD 20/27/22<sup>14</sup>

**AERODYNAMIC DRAG COEFFICIENT** IS 250 0.28  
IS 250 C 0.29

**TURNING CIRCLE** IS 250 + IS 250 C 33.5 ft

**chassis IS and IS C**

**SUSPENSION** Front: Independent, double-wishbone with coil springs, monotube gas-pressured shock absorbers and hollow stabilizer bar  
Rear: Independent, multi-link with coil springs, inverted monotube gas-pressurized shock absorbers and stabilizer bar

**STEERING** Electronic Power Steering (EPS) system

**BRAKES** Four-wheel power-assisted discs with four-sensor, four-channel Anti-lock Braking System (ABS), Electronic Brakeforce Distribution (EBD) and Brake Assist<sup>15</sup>  
Four-piston front calipers, 13.1-in front, 12.2-in rear ventilated discs (IS 350, IS 350 C)  
11.6-in ventilated front, 11.4-in solid rear discs (IS 250)  
11.6-in ventilated front, 12.2-in rear ventilated discs (IS 250 C)

**WHEELS AND TIRES** Standard: 17-in 10-spoke alloy wheels with 225/45VR17 (front)/245/45VR17 (rear) (RWD) or 225/45VR17 (front and rear) (AWD) all-season tires<sup>7</sup>  
Available: 18-in five-spoke wheels with 225/40YR18 (front)/255/40YR18 (rear) summer (IS), all-season (IS, IS C) or run-flat (IS C) tires<sup>7,16</sup> (RWD)



engine IS F

TYPE	90° V8, aluminum block and heads, direct and port fuel injection
DISPLACEMENT	5.0 liters (303 cubic inches)
VALVETRAIN	Four cam, four valves per cylinder, with dual Variable Valve Timing with intelligence (VVT-i) and Electronic intake valve timing (VVT-iE)
COMPRESSION RATIO	11.8:1
HORSEPOWER AT RPM	416 hp @ 6,600 <sup>1</sup>
TORQUE AT RPM	371 lb-ft @ 5,200 <sup>1</sup>
EMISSION RATING	Certified Ultra-Low Emission Vehicle (ULEV II)

drivetrain IS F

DRIVE WHEELS	Rear-wheel drive (RWD) with TORSEN® limited-slip rear differential <sup>17</sup>
TRANSMISSION	Eight-speed Sport Direct-Shift automatic transmission with paddle shifters and Manual mode

performance IS F

0-60 MPH ACCELERATION	4.6 seconds <sup>1,2</sup>
1/4-MILE ACCELERATION	13.0 seconds <sup>1,2</sup>
TOP TRACK SPEED	170 mph <sup>1,2</sup> <small>(electronically limited)</small>
EPA FUEL ECONOMY ESTIMATES	16/23/18 mpg <sup>14</sup> <small>(city/highway/combined)</small>
AERODYNAMIC DRAG COEFFICIENT	0.30
TURNING CIRCLE	33.5 ft

wheel IS F



general IS F

TYPE	Four-passenger high-performance luxury sport sedan
CONSTRUCTION	Welded-steel unibody
CURB WEIGHT	3,780 lb (1,715 kg)

body and dimensions IS F



chassis IS F

SUSPENSION	Front: Independent, double-wishbone with high-mount upper arms, coil springs, monotube gas-pressured shock absorbers and hollow stabilizer bar  Rear: Independent, multi-link with low-mount upper arms, coil springs, monotube gas-pressurized shock absorbers and stabilizer bar
STEERING	Electronic Power Steering (EPS) system
BRAKES	Four-wheel power-assisted disc brakes manufactured by Brembo <sup>6</sup> with four-sensor, four-channel Anti-lock Braking System (ABS), Electronic Brakeforce Distribution (EBD) and Brake Assist <sup>15</sup>  Front: 14.2-in drilled and ventilated discs with six-piston-opposed aluminum calipers, high-friction brake pads <sup>6</sup>  Rear: 13.6-in drilled and ventilated discs with two-piston-opposed aluminum calipers, high-friction brake pads <sup>6</sup>
WHEELS AND TIRES	19 x 8.0-in (front), 19 x 9.0-in (rear) forged alloy wheels manufactured by BBS with 225/40YR19 (front) and 255/35YR19 (rear) summer tires <sup>7</sup>

option packages\* IS

NAVIGATION SYSTEM/MARK LEVINSON AUDIO PACKAGE
HDD Navigation System <sup>18</sup> including voice command, color LCD display with integrated backup camera, <sup>19</sup> Enhanced <i>Bluetooth</i> <sup>®</sup> technology, <sup>20</sup> XM NavTraffic, <sup>®18,21</sup> XM NavWeather <sup>™18,21</sup> and XM Sports and Stocks. <sup>18,21</sup> Subscription required. 90-day trial subscription included
Lexus Enform <sup>11,12</sup> with Safety Connect <sup>11,13</sup> offers Destination Assist, eDestination, Automatic Collision Notification, Stolen Vehicle Location, Emergency Assistance Button (SOS) and Enhanced Roadside Assistance <sup>22</sup> services. Subscription required. One-year trial subscription included
Mark Levinson 14-speaker 300-watt @ less than 0.1% THD, 20-20,000 Hz <sup>23</sup> Premium Surround Sound Audio System <sup>10</sup> with 7.1 architecture and in-dash, single-feed, six-disc DVD/CD auto-changer
PREMIUM PACKAGE
Espresso or dark gray bird's-eye maple interior trim
Perforated leather-trimmed interior with heated and ventilated front seats
LUXURY PACKAGE
Power tilt-and-telescopic steering column
Lexus Memory System to control power driver's seats (except lumbar), outside mirrors and steering wheel
Electrochromic (auto-dimming) outside mirrors with auto tilt-down in reverse
Illuminated door-sill scuff plates
Espresso or dark gray bird's-eye maple interior trim
Perforated semi-aniline leather-trimmed interior with heated and ventilated front seats
Power rear sunshade
Bi-Xenon <sup>™</sup> High-Intensity Discharge (HID) headlamps with LED daytime running lights and dynamic auto-leveling (IS 250)
Rain-sensing intermittent windshield wipers with mist cycle
LUXURY PACKAGE WITH 18-IN WHEELS (RWD ONLY)
Includes all Luxury Package contents plus:
18-in five-spoke alloy wheels with all-season tires <sup>7</sup>
F SPORT PACKAGE (RWD WITH A/T ONLY)
18-inch split-five-spoke wheels with Dark Superchrome finish and all-season or summer tires <sup>7</sup>
F Sport suspension and EPS tuning
Front lip spoiler, upper and lower grille inserts, and rear spoiler
F Sport front seats, steering wheel, shift knob, front fender badge, silver metallic interior trim and aluminum pedals and door-sill scuff plates
Heated front seats with microfiber inserts for front and rear seats
F SPORT EQUIPMENT <sup>8</sup>
For information on F Sport Equipment <sup>8</sup> see your Lexus dealer or visit <a href="http://lexus.com/IS/fsportequipment">lexus.com/IS/fsportequipment</a> .

option packages\* IS F

NAVIGATION SYSTEM/MARK LEVINSON AUDIO PACKAGE
HDD Navigation System <sup>18</sup> including voice command, color LCD display with integrated backup camera, <sup>19</sup> Enhanced <i>Bluetooth</i> technology, <sup>20</sup> XM NavTraffic, <sup>18,21</sup> XM NavWeather <sup>18,21</sup> and XM Sports and Stocks. <sup>18,21</sup> Subscripton required. 90-day trial subscription included
Lexus Enform <sup>11,12</sup> with Safety Connect <sup>11,13</sup> offers Destination Assist, eDestination, Automatic Collision Notification, Stolen Vehicle Location, Emergency Assistance Button (SOS) and Enhanced Roadside Assistance <sup>22</sup> services. Subscription required. One-year trial subscription included
Mark Levinson 14-speaker 300-watt @ less than 0.1% THD, 20-20,000 Hz <sup>23</sup> Premium Surround Sound Audio System <sup>10</sup> with 7.1 architecture and in-dash, single-feed, six-disc DVD/CD auto-changer
*Please see inside back cover for more information regarding options/packages. For details on accessories, please visit <a href="http://lexus.com/IS/accessories">lexus.com/IS/accessories</a> .

option packages\* IS C

LUXURY PACKAGE
Heated and ventilated front seats with perforated semi-aniline leather trim
Lexus Memory System to control power driver's and front passenger's seats (except lumbar), outside mirrors and steering wheel
Rain-sensing intermittent windshield wipers with mist cycle and Electrochromic (auto-dimming) outside mirrors with auto tilt-down in reverse
Espresso or dark gray bird's-eye maple interior trim
Bi-Xenon High-Intensity Discharge (HID) headlamps with LED daytime running lights and dynamic auto-leveling (IS 250 C)
Illuminated door-sill scuff plates
One-touch power slide/fold/return front seats for easier rear-seat access
NAVIGATION SYSTEM/MARK LEVINSON AUDIO PACKAGE
HDD Navigation System <sup>18</sup> including voice command, color LCD display with integrated backup camera, <sup>19</sup> Enhanced <i>Bluetooth</i> technology, <sup>20</sup> XM NavTraffic, <sup>18,21</sup> XM NavWeather <sup>18,21</sup> and XM Sports and Stocks. <sup>18,21</sup> Subscription required. 90-day trial subscription included
Lexus Enform <sup>11,12</sup> with Safety Connect <sup>11,13</sup> offers Destination Assist, eDestination, Automatic Collision Notification, Stolen Vehicle Location, Emergency Assistance Button (SOS) and Enhanced Roadside Assistance <sup>22</sup> services. Subscription required. One-year trial subscription included
Mark Levinson 12-speaker 270-watt @ less than 0.1% THD, 20-20,000 Hz <sup>23</sup> Premium Surround Sound Audio System <sup>10</sup> with 5.1 architecture and in-dash, single-feed, six-disc DVD/CD auto-changer
F SPORT EQUIPMENT <sup>8</sup>
For information on F Sport Equipment <sup>8</sup> see your Lexus dealer or visit <a href="http://lexus.com/ISC/fsportequipment">lexus.com/ISC/fsportequipment</a> .

options and accessories\*

IS
Bi-Xenon High-Intensity Discharge (HID) headlamps and LED daytime running lights with dynamic auto-leveling (IS 250)
Rear spoiler
18-in five-spoke alloy wheels with Liquid Graphite finish and all-season or summer tires <sup>7</sup>
ISC
Bi-Xenon High-Intensity Discharge (HID) headlamps with LED daytime running lights and dynamic auto-leveling
Heated and ventilated front seats with perforated leather trim and dark gray bird's-eye maple interior trim
18-in five-spoke alloy wheels with all-season tires or all-season run-flat tires <sup>716</sup>
Pre-Collision System (PCS) <sup>24</sup> and Dynamic Radar Cruise Control <sup>25</sup>
Wind screen
ISF
Pre-Collision System (PCS) <sup>24</sup> and Dynamic Radar Cruise Control <sup>25</sup>
IS, ISC AND ISF
Intuitive Parking Assist
Headlamp washers (IS 250 AWD, IS 350, IS 350 C, IS 250 C, ISF)
HDD Navigation System <sup>18</sup> including voice command, color LCD display with integrated backup camera, <sup>19</sup> Enhanced <i>Bluetooth</i> technology, <sup>20</sup> XM NavTraffic, <sup>18,21</sup> XM NavWeather <sup>18,21</sup> and XM Sports and Stocks. <sup>18,21</sup> Subscription required. 90-day trial subscription included
Lexus Enform <sup>11,12</sup> with Safety Connect <sup>11,13</sup> offers Destination Assist, eDestination, Automatic Collision Notification, Stolen Vehicle Location, Emergency Assistance Button (SOS) and Enhanced Roadside Assistance <sup>22</sup> services. Subscription required. One-year trial subscription included
Car cover • Cargo net – envelope • Carpet cargo mat • First aid kit • Paint protection film <sup>26</sup> • Rear bumper appliqué • Wheel locks



standard luxury features

LUXURY AND CONVENIENCE

- SmartAccess<sup>27,28</sup> with push-button Start/Stop
- Dual-zone automatic climate control with interior air filter (IS 350, IS 350 C, IS F include smog sensor and automatic recirculation mode)
- Power tilt-and-telescopic steering column (IS C, IS F)
- Lexus Memory System to control power driver’s and front passenger’s seats (except lumbar), outside mirrors and steering wheel (IS F)
- Power tilt-and-slide moonroof with one-touch open/close and sliding sunshade (IS sedan, IS F)
- Power-retractable folding hardtop (IS C)
- Power windows with one-touch auto open/close feature (IS sedan, IS F)
- Power windows with front one-touch auto open/close feature (IS C)
- Remote-linked window and moonroof opening (if equipped)
- Retained accessory power for windows and moonroof (if equipped)
- Electrochromic (auto-dimming) inside rearview mirror
- Power door locks
- Cruise control
- Center console with sliding armrest, storage bin, USB and minijack input, and accessory outlet
- Front-door storage pockets (foldable on IS sedan, IS F)
- HomeLink® universal transceiver to operate compatible garage, gate, home lighting and home security systems
- Illuminated entry system
- Dual chrome exhaust tips (IS sedan, IS C)
- Quad chrome exhaust tips (IS F)
- Rear spoiler (IS F)
- Trunk pass-through (IS sedan, IS F)

SEATING AND TRIM

- Black metallic-finish interior trim (IS sedan, IS C)
- Hand-finished dark aluminized composite interior trim (IS F)
- Leather-trimmed interior (perforated on IS F)
- Leather-trimmed steering wheel and shift knob
- 10-way driver’s and front passenger’s (including lumbar) power seats
- Easy-entry power front-passenger seat slide (IS C)
- Heated front seats (IS 250 AWD, IS 350 AWD, IS F)
- Height-adjustable headrests for all seats with foldable rear headrests (IS sedan and IS F, remote foldable on IS C)

AUDIO AND COMMUNICATION

- Lexus Premium Sound System with Automatic Sound Levelizer (ASL) and in-dash, single-feed, six-disc CD auto-changer, 13 speakers (IS sedan, IS F), eight speakers (IS C)
- XM Radio<sup>18,21</sup> Subscription required. 90-day trial subscription included
- USB and auxiliary iPod®<sup>29</sup>/MP3/Windows Media® Audio (WMA) port
- Bluetooth technology<sup>28</sup>

INSTRUMENTATION AND CONTROLS

- Steering-wheel-mounted audio and display controls
- Steering-wheel-mounted Sport switch (IS F)
- Electroluminescent instrumentation with startup sequence
- Digital speedometer (IS F)
- Illuminated interior electronic trunk-lid and fuel-filler door releases
- Lexus Personalized Settings (LPS)<sup>30</sup> to customize select electronic functions
- Auto on/off projector-beam headlamps with 30-second delay

standard safety and security features

ACTIVE SAFETY

- Four-wheel power-assisted disc brakes (Brembo<sup>6</sup>brakes on IS F)
- Four-sensor, four-channel Anti-lock Braking System (ABS)
- Vehicle Dynamics Integrated Management System (VDIM)<sup>3</sup> with cutoff switch (IS F includes Sport mode)
- Traction Control (TRAC)
- Brake Assist<sup>15</sup>
- Electronic Brakeforce Distribution (EBD)
- Direct Tire Pressure Monitor System<sup>31</sup>
- Bi-Xenon High-Intensity Discharge (HID) headlamps with LED daytime running lights and dynamic auto-leveling (IS 350, IS F)
- Headlamp washers (IS 350)
- Daytime running lights (IS 350 C, IS 250, IS 250 C)
- Integrated foglamps
- LED taillamps
- Water-repellent front-door glass
- Variable intermittent windshield wipers with mist cycle
- Rear-window defogger with auto-off timer
- Power-adjustable outside mirrors with defoggers and puddle lamps; and integrated turn indicators (IS, IS C)

PASSIVE SAFETY

- Driver’s and front passenger’s advanced airbag system (SRS)<sup>32</sup> with front passenger’s twin-chamber airbag (SRS)<sup>32</sup>
- Front seat-mounted side airbags (SRS)<sup>32</sup> (enlarged for head and torso protection on IS C)
- Front and rear side curtain airbags (SRS)<sup>32</sup> (IS sedan, IS F)
- Driver’s and front passenger’s knee airbags (SRS)<sup>32</sup>
- Three-point seatbelts for all seating positions, pre-tensioners with force limiters for front (all models) and outboard rear seats (IS sedan, IS F)
- Automatic Locking Retractor/Emergency Locking Retractor (ALR/ELR) seatbelts for all passenger seating positions. Emergency Locking Retractor (ELR) only for driver’s seat
- Height-adjustable front shoulder belt anchors (IS sedan, IS F)
- Child Restraint Seat (CRS) tether anchor brackets for rear outboard seating positions
- Highly rigid body structure with front and rear crumple zones
- Side-impact door beams
- Reinforcements in pillars
- Impact-dissipating upper interior trim (IS sedan, IS F)
- Collapsible steering column

SECURITY

- Safety Connect<sup>11,13</sup> offers Automatic Collision Notification, Stolen Vehicle Location, Emergency Assistance Button (SOS) and Enhanced Roadside Assistance<sup>22</sup> services. Subscription required. One-year trial subscription included
- Vehicle theft-deterrent and engine-immobilizer system<sup>28</sup>
- Emergency interior trunk release
- Tool kit
- First aid kit

the pursuit continues.

One more way we pursue perfection is by working to reduce our environmental impact. The paper used for the pages of this brochure, referred to in the printing industry as “Lexus Pursuit 30,” is composed of 30% post-consumer waste.<sup>33</sup> It’s also manufactured with 100% certified renewable energy sources and has garnered just about every environmentally responsible acronym you can imagine. Including FSC, SFI and PEFC certifications and ECF and pH-neutral designations.

warranty

Four-year/50,000-mile Lexus Limited Warranty. Six-year/70,000-mile Powertrain Warranty. Six-year/unlimited-mileage Corrosion Perforation Warranty. All warranties with zero deductible. See the IS, IS C or IS F *Warranty and Services Guides* at your Lexus dealer for details.

**1.** Ratings achieved using the required premium unleaded gasoline with an octane rating of 91 or higher. If premium fuel is not used, performance will decrease. **2.** Performance figures are for comparison only and were obtained with prototype vehicles by professional drivers using special safety equipment and procedures. Do not attempt. **3.** Vehicle Stability Control (VSC) and Vehicle Dynamics Integrated Management (VDIM) are electronic systems designed to help the driver maintain vehicle control under adverse conditions. They are not substitutes for safe driving practices. Factors including speed, road conditions and driver steering input can all affect whether VSC and VDIM will be effective in preventing a loss of control. Please see your *Owner’s Manual* for further details. **4.** Class based on Luxury Coupe, Hardtop Convertible segmentation, retractable hardtop competitors. **5.** Obey all traffic laws and drive responsibly. **6.** High-friction brakes require periodic inspection and measurement as outlined in the *Warranty and Services Guide*. The pads and rotors are expected to experience greater wear than conventional brakes. Pad life may be less than 20,000 miles, and brake rotor life may be less than 50,000 miles, depending on driving conditions. **7.** 17-in, 18-in and 19-in performance tires are expected to experience greater tire wear than conventional tires. Tire life may be substantially less than 20,000 miles (17-in) or 15,000 miles (18-in and 19-in), depending on driving conditions. **8.** F Sport Performance Equipment are aftermarket parts and are not Genuine Lexus Parts and, therefore, may not be used in any application that requires the use of Genuine Lexus Parts. **F Sport Performance Equipment installed by dealer** is warranted for 12 months from the date of installation or for the balance of the new-car or Certified Pre-Owned (CPO) warranty in force at the date of installation, whichever is greater, when installed by an authorized Lexus dealer. **F Sport Performance Equipment installed by anyone other than an authorized Lexus dealer** is warranted for 12 months from the date of purchase only, and the warranty coverage is limited to the replacement value of the F Sport Equipment. These warranties do not cover maintenance services such as replacement of brake pads/linings and clutch linings. These warranties do not cover maintenance fees such as noise, vibration, cosmetic conditions and other deterioration caused by normal wear and tear. Part failure caused by improper installation by anyone other than an authorized Lexus dealer may void the F Sport Equipment warranty, the new-vehicle warranty or both. F Sport is a trademark of Toyota Motor Corporation. Products available through participating Lexus dealers. **9.** With either the front- or rear-brake upgrade, the compact spare tire cannot be used. In the event of a flat, the tire must be repaired or replaced. **10.** Mark Levinson is a registered trademark of Harman International Industries, Inc. **11.** Lexus Enform and Safety Connect are available. Contact with the Lexus Enform and/or Safety Connect response center is dependent upon the telematics device being in operative condition, cellular connection availability, navigation map data and GPS satellite signal reception, which can limit the ability to reach the response center or receive emergency support. Enrollment and Telematics Subscription Service Agreement required. One-year trial subscription available only with new vehicle purchase of Lexus Enform- and Safety Connect-equipped vehicles. Additional subscription terms available; charges vary by subscription term selected. **12.** Lexus Enform premium services Destination Assist and eDestination will function in the contiguous United States. These services may also function in Hawaii and limited areas of Alaska for vehicles that contain map data for those states. They will not function in Canada or in other countries outside the United States. **13.** The Safety Connect services Automatic Collision Notification, Emergency Assistance and Stolen Vehicle Location will function in the United States, including Hawaii and Alaska, and in Canada; Enhanced Roadside Assistance will function in the United States (except for Hawaii) and in Canada. No Safety Connect services will function outside of the United States in countries other than Canada. **14.** 2011 EPA-estimated mileage. Actual mileage will vary. **15.** Brake Assist is designed to help the driver take full advantage of the benefits of ABS. It is not a substitute for safe driving practices. Braking effectiveness also depends on proper brake-system maintenance and tire and road conditions. **16.** Run-flat tire technology is designed for limited emergency use only. If air pressure is lost, vehicle speed must remain below 55 mph; cornering, braking and accelerating must be done with extreme caution; and the tire should be replaced within 100 miles. Please see your Lexus dealer for details. **17.** TORSEN® is a registered trademark of Zexel Torsen, Inc. **18.** Availability and accuracy of the information provided by the Navigation System or any XM services mentioned (if installed) are dependent upon many factors. Use common sense when relying on information provided. Services not available in every city or roadway. Periodic Navigation updates available at additional cost. Please see your *Navigation System Owner’s Manual* or contact XM for details. **19.** The backup camera does not provide a comprehensive view of the rear area of the vehicle. You should also look around outside your vehicle and use your mirrors to confirm rearward clearance. Cold weather will limit effectiveness and view may become cloudy. **20.** The Bluetooth technology phones listed on lexus.com have been tested for compatibility with Lexus vehicles. Performance will vary based on phone software version, coverage and your wireless carrier. Phones are warranted by their manufacturer, not Lexus. **21.** XM services require a subscription after trial period. Subscriptions governed by XM Customer Agreement available at [xmradio.com](http://xmradio.com). **If you decide to continue your XM service at the end of your complimentary trial, the plan you choose will automatically renew and bill at then-current rates unless you call 1-800-967-2346 to cancel.** Fees and programming subject to change. Available only to those at least 18 years of age in the 48 contiguous United States and D.C. **22.** Coverage only available in the continental U.S. and Canada. Please see your Lexus dealer for details. **23.** Continuous average power, all channels driven, at less than 0.1% THD; 20–20,000 Hz. **24.** The Pre-Collision System is designed to help reduce the crash speed and damage in certain frontal collisions only. It is not a collision-avoidance system and is not a substitute for safe and attentive driving. System effectiveness depends on many factors, such as speed, driver input and road conditions. Please see your *Owner’s Manual* for further information. **25.** Dynamic Radar Cruise Control is designed to assist the driver and is not a substitute for safe and attentive driving practices. Please see your *Owner’s Manual* for important instructions and cautions. **26.** Currently only available pre-installed on select vehicles. Ask your Dealer Sales Consultant for vehicle application. **27.** The SmartAccess system may interfere with some pacemakers or cardiac defibrillators. If you have one of these medical devices, please talk to your doctor to see if you should deactivate this system. **28.** The engine immobilizer is a state-of-the-art anti-theft system. When you insert your key into the ignition switch or bring a SmartAccess fob into the vehicle, the key transmits an electronic code to the vehicle. The engine will only start if the code in the transponder chip inside the key or SmartAccess fob matches the code in the vehicle’s immobilizer. Because the transponder chip is embedded in the key or SmartAccess fob, it can be costly to replace. If you lose a key or SmartAccess fob, your Lexus dealer can help. Alternatively, you can find a qualified independent locksmith to perform high-security key services by consulting your local *Yellow Pages* or by contacting [www.aloa.org](http://www.aloa.org). **29.** iPod is a registered trademark of Apple Inc. All rights reserved. **30.** For vehicles without available Navigation System, the Lexus Personalized Settings (LPS) Program is a one-time, complimentary offer for new vehicles for the first 12 months from the date the vehicle is sold. Vehicles with Navigation System allow the driver to change settings. Please see your Lexus dealer for more information. **31.** The Tire Pressure Monitor alerts the driver when tire pressure is critically low. For optimal tire wear and performance, tire pressure should be checked regularly with a gauge; do not rely solely on the monitor system. Please see your *Owner’s Manual* for details. **32.** All the airbag (AB) systems are Supplemental Restraint Systems. All ABs (if installed) are designed to inflate only under certain conditions and in certain types of severe collisions: frontal and knee ABs typically inflate in frontal collisions; side and side curtain ABs in side collisions; Roll-Sensing Curtain ABs at a severe tilt degree, roll or lateral G-force. In all other accidents, the ABs will not inflate. To decrease the risk of injury from an inflating AB, always wear seatbelts, sit upright in the middle of the seat as far back as possible and do not lean against the door. Do not put objects in front of an AB or around the seatback. Do not use a rearward-facing child seat in any front passenger seat. The force of an inflating AB may cause serious injury or death. Please see your *Owner’s Manual* for further information/warnings. **33.** Cover stock is composed of 10% post-consumer waste.

\*Lexus strives to build vehicles to match customer interest, and thus they typically are built with popular options and option packages. Not all options/packages are available separately, and some may not be available in all regions of the country. See [lexus.com](http://lexus.com) for information about options/packages commonly available in your area. If you would prefer a vehicle without any or with different options, contact your dealer to check for current availability or the possibility of placing a special order. Specifications, features, equipment, technical data, performance figures, options, and color and trim are based upon information available at time of printing, are subject to change without notice, are for mainland U.S.A. vehicles only. Some vehicles shown with available equipment. See your Lexus dealer for details. Lexus reminds you to wear seatbelts, secure children in rear seat, obey all traffic laws and drive responsibly. **For more information, call 800-USA-LEXUS (872-5398) or visit [lexus.com](http://lexus.com). To learn more about your financing options, contact your Lexus dealer or call Lexus Financial Services at 800-874-7050.**





# امداد خودرو فارما

تلفن شبانه روزی: ۰۸۵-۸۸۸۶۲۰۲۱

**FarmaSOS.com**

*The Pursuit of Perfection*

